



LIVE, RELAX AND ENJOY.™

FREEFLOW SPAS®

PLUG-IN TO THE JOYS OF HOT TUBBING™

BUILT FOR VALUE.

Freeflow Spas® are rotationally molded, producing a durable, unibody hot tub shell that eliminates the need for an internal support frame. By reducing material and labor costs, we bring you a premium hot tub experience at an affordable price.

PORTABLE HOT TUBS YOU'LL LOVE.

Designed to fit anywhere you want to hot tub, Freeflow Spas come in a variety of shapes and sizes, which means there's a spa for your backyard, balcony, porch, and even tight corner spaces.

DO IT YOURSELF.

Save time and money with Plug-N-Play technology which requires no additional wiring. Simply fill up your hot tub, plug it into any standard 110v outlet, and enjoy!

ENERGY EFFICIENT HOT TUBS.

Engineered for maximum performance, each spa is fully insulated with a spray-in foam that expands to fill all the nooks and crannies for optimal heat retention. All spas are certified to the strict guidelines set forth by the California Energy Commission (CEC), giving you peace of mind that your spa will keep operating costs low wherever you live.

Scan to view any
Freeflow Spas model
in your space





HOT TUBBING IS AS EASY AS 1-2-3!

1. Fill it up (with your garden hose)
2. Plug it in (to a standard 110v outlet)
3. Enjoy!

PREMIER SERIES

HOT TUBBING WITH A TOUCH OF ELEGANCE!

The Premier Series invites you to plug-in to the joys of hot tubbing in a sleek, sophisticated wood-wrapped hot tub.

Experience everything customers already love about Freeflow Spas®, like perfectly-placed jets, a serene waterfall, and an intuitive digital control panel with a wood-kissed finish. The aesthetic upgrade will surely add a touch of elegance to your backyard or patio.

FEATURING:

- Sleek, synthetic wood cabinet
- Durable rotomolded shell
- Intuitive digital control panel
- Plug-N-Play technology
- Serene waterfall
- Energy-saving programmable modes
- External multi-color LED lights
- Comfortable pillows
- Perfectly placed jets
- Underwater multi-color LED lights
- Locking thermal cover

AZURE™ PREMIER



- Seats 4 Adults
- 19 Jets
- 235 Gallons
- 366 Pounds (Dry Weight)
- 6'8" x 5'3" x 33" H

EXCURSION® PREMIER



- Seats 5 Adults
- 25 Jets
- 290 Gallons
- 454 Pounds (Dry Weight)
- 7'2" x 6'5" x 33" H

MONTEREY™ PREMIER



- Seats 7 Adults
- 22 Jets
- 320 Gallons
- 416 Pounds (Dry Weight)
- 7'3" x 6'5" x 34" H

COLOR OPTIONS:

- Arctic White shell with Brown cabinet
- Arctic White shell with Charcoal cabinet
- Sand shell with Brown cabinet
- Sand shell with Charcoal cabinet
- Taupe shell with Brown cabinet
- Taupe shell with Charcoal cabinet



Excursion® Premier shown with Sand shell and Charcoal cabinet

YOUR WARM WATER OASIS AWAITS...

Azure™ Premier shown with Taupe shell and Brown cabinet



SPORT SERIES

DESIGNED TO FIT YOUR LIFESTYLE!

Let the stress of the day-to-day melt away in a sea of warm water in your very own Sport Series hot tub. Built for durability while offering all the benefits of hydrotherapy, Freeflow Spas® encourages you to escape, rejuvenate, and refresh from the comfort of your own backyard, patio, or even balcony.

FEATURING:

- Durable, rotomolded unibody shell
- Intuitive digital control panel
- Plug-N-Play technology
- Perfectly placed jets
- Serene waterfall (available on most models)
- Multi-color underwater LED lights
- Thermal locking cover
- Energy-saving programmable modes








Mini™ shown in Sand



Azure™ shown in Sand






MINI™



-  Seats 2 Adults
-  10 Jets
-  120 Gallons
-  250 Pounds (Dry Weight)
-  6' x 3'11" x 28" H






TRISTAR™



-  Seats 2 Adults
-  17 Jets
-  185 Gallons
-  302 Pounds (Dry Weight)
-  5'10" x 5'10" x 31" H






CASCINA®



-  Seats 4 Adults
-  17 Jets
-  185 Gallons
-  284 Pounds (Dry Weight)
-  5'8" x 5'3" x 32" H






AZURE™



-  Seats 4 Adults
-  19 Jets
-  235 Gallons
-  326 Pounds (Dry Weight)
-  6'8" x 5'3" x 33" H






EXCURSION®



-  Seats 5 Adults
-  25 Jets
-  290 Gallons
-  414 Pounds (Dry Weight)
-  7'2" x 6'5" x 33" H

MONTEREY™



-  Seats 7 Adults
-  22 Jets
-  320 Gallons
-  376 Pounds (Dry Weight)
-  7'3" x 6'5" x 34" H

COLOR OPTIONS:



Sand



Taupe

ACCESSORIES

THE COOL STEP™

Truly the coolest step available! It has an insulated top step and lid to keep drinks cold for days while you enjoy your spa. Don't need a cooler? You can also store towels, water toys, chemicals, and more in this spacious step.

Outer Dimensions: 28" L x 32" W x 15" H

Cooler Dimensions: 9" L x 24" W x 14" H

Weight: 31 lbs.

Materials: Resin

Insulation: Full foam insulation of the top step and lid

Colors: Sand, Taupe

Pairs With: *Premier Series:* Azure™, Excursion®, Monterey™; *Sport Series:* Azure™, Cascina®, Excursion®, Mini™, Monterey™, Tristar™



Shown in Taupe



Shown in Sand



Shown in Taupe



Shown in Charcoal

STRAIGHT STEP

Outer Dimensions: 25" L x 30" W x 15" H

Weight: 15 lbs.

Materials: Resin

Colors: Sand, Taupe

Pairs With: *Premier Series:* Azure™, Excursion®, Monterey™; *Sport Series:* Azure™, Cascina®, Excursion®, Mini™, Monterey™, Tristar™

CURVED STEP

Outer Dimensions: 27" L x 30" W x 15" H

Weight: 16 lbs.

Materials: Resin

Colors: Sand, Taupe

Pairs With: *Sport Series:* Cascina®

SNAP STEP

Outer Dimensions: 22" L x 31" W x 15.5" H

Weight: 13 lbs.

Materials: Polymer

Colors: Brown, Charcoal

Pairs with: All Premier Series models

COVER LIFTER

Start each hot tubbing session off right with a cover lifter that makes removing and replacing the cover a breeze.

18" clearance recommended.



Azure™ Premier shown with Taupe shell, Brown cabinet and Chestnut cover with low mount cover lifter



Azure™ Premier shown with Taupe shell, Brown cabinet and Chestnut cover with RX cover lifter

WATER CARE

CLEAR WATER MADE SIMPLE

Spend more time soaking in crystal clear water with proper water maintenance made simple.

The Ozone System mixes concentrated ozone bubbles into the water to neutralize contaminants such as lotions, detergents, and organic waste.

Filters are essential to maintaining clean water and ensuring proper performance of your hot tub. Change out your filters every 3 months* for maximum hot tub performance.

*Varies based on usage.



Ozone System



Filters

WI-FI KIT

EVERYTHING YOU NEED AT YOUR FINGERTIPS

The Gecko in.Touch 2 Wi-Fi Kit makes it easy for you to control your spa anywhere at any time, all from your phone or tablet. With the touch of a button, you can set the perfect water temperature, turn jets and lights on or off, monitor your water care, and track energy savings.

It's the perfect way to make sure your spa is ready for you anytime you want to soak.

The Wi-Fi kit is compatible with iOS, Android, and voice-assisted devices like Amazon Alexa and Google Home.



	MINI™	TRISTAR™	CASCINA®	AZURE™ PREMIER	AZURE™
Seating Capacity	2 Adults	2 Adults	4 Adults	4 Adults	4 Adults
Dimensions	6' x 3'11" x 28" / 183 x 119 x 71 cm	5'10" x 5'10" x 31" / 178 x 178 x 79 cm	5'8" x 5'3" x 32" / 173 x 160 x 81 cm	6'9" x 5'3" x 33" / 206 x 160 x 84 cm	6'9" x 5'3" x 33" / 206 x 160 x 84 cm
Water Capacity	120 gallons / 454 liters	185 gallons / 700 liters	185 gallons / 700 liters	235 gallons / 890 liters	235 gallons / 890 liters
Dry Weight	250 lbs / 113 kg	302 lbs / 137 kg	284 lbs / 129 kg	366 lbs / 166 kg	326 lbs / 148 kg
Shape	Rectangular / Lounge	Triangle / Non-Lounge	Rectangular / Non-Lounge	Rectangular / Lounge	Rectangular / Lounge
Shell Type	Rotomolded	Rotomolded	Rotomolded	Rotomolded	Rotomolded
Shell Color Options	Sand, Taupe	Sand, Taupe	Sand, Taupe	Arctic White, Sand, Taupe	Sand, Taupe
Cabinet Options	Roto-Matching Color	Roto-Matching Color	Roto-Matching Color	Brown, Charcoal	Roto-Matching Color
Jet Count	10 jets	17 jets	17 jets	19 jets	19 jets
Water Feature	N/A	Waterfall	Waterfall	Waterfall	Waterfall
Lighting	Multi-color LED light	Multi-color LED light	Multi-color LED light	Multi-color LED light	Multi-color LED light
Control System	Gecko Control System	Gecko Control System	Gecko Control System	Gecko Control System	Gecko Control System
Electrical Configuration	110v Plug-N-Play includes GFCI power cord / 230v convertible*	110v Plug-N-Play includes GFCI power cord / 230v convertible*	110v Plug-N-Play includes GFCI power cord / 230v convertible*	110v Plug-N-Play includes GFCI power cord / 230v convertible*	110v Plug-N-Play includes GFCI power cord / 230v convertible*
Heater	1KW (110v) / 4KW (230v)	1KW (110v) / 4KW (230v)	1KW (110v) / 4KW (230v)	1KW (110v) / 4KW (230v)	1KW (110v) / 4KW (230v)
Pump	1.5 BPH Two-Speed	1.5 BPH Two-Speed	1.5 BPH Two-Speed	1.5 BPH Two-Speed	1.5 BPH Two-Speed
Ozone System	Ozone Ready**	Ozone Ready**	Ozone Ready**	Ozone Ready**	Ozone Ready**
Water Care Options	Available as aftermarket	Available as aftermarket	Available as aftermarket	Available as aftermarket	Available as aftermarket
Filter Size	25 sq. ft.	50 sq. ft.	50 sq. ft.	50 sq. ft.	50 sq. ft.
Energy Efficiency	Certified to the APSP 14 National Standard and the California Energy Commission (CEC) in accordance with California law	Certified to the APSP 14 National Standard and the California Energy Commission (CEC) in accordance with California law	Certified to the APSP 14 National Standard and the California Energy Commission (CEC) in accordance with California law	Certified to the APSP 14 National Standard and the California Energy Commission (CEC) in accordance with California law	Certified to the APSP 14 National Standard and the California Energy Commission (CEC) in accordance with California law
Vinyl Cover	2.5" to 4.0" tapered, 1lb. density foam core	2.5" to 4.0" tapered, 1lb. density foam core	2.5" to 4.0" tapered, 1lb. density foam core	2.5" to 4.0" tapered, 1lb. density foam core	2.5" to 4.0" tapered, 1lb. density foam core
Cover Color Options	Chestnut, Slate	Chestnut, Slate	Chestnut, Slate	Chestnut, Slate	Chestnut, Slate
Accessories	Cover Lifter; The Cool Step™; Steps; Wi-Fi Kit; Removable Accessories Tray (Included)	Cover Lifter; The Cool Step™; Steps; Wi-Fi Kit	Cover Lifter; The Cool Step™; Steps; Wi-Fi Kit	Cover Lifter; The Cool Step™; Steps; Wi-Fi Kit; Built-In Ice Bucket (Included)	Cover Lifter; The Cool Step™; Steps; Wi-Fi Kit; Built-In Ice Bucket (Included)
Warranty	5-Year Structure; 5-Year Shell/Surface; 1-Year Equipment & Labor; 1-Year No Leak Plumbing & Labor	5-Year Structure; 5-Year Shell/Surface; 1-Year Equipment & Labor; 1-Year No Leak Plumbing & Labor	5-Year Structure; 5-Year Shell/Surface; 1-Year Equipment & Labor; 1-Year No Leak Plumbing & Labor	5-Year Structure; 5-Year Shell/Surface; 2-Year Synthetic Wood Cabinet; 1-Year Equipment & Labor; 1-Year No Leak Plumbing & Labor	5-Year Structure; 5-Year Shell/Surface; 1-Year Equipment & Labor; 1-Year No Leak Plumbing & Labor

All Spas can be converted to 230 volts. *GFCI protected sub-panel required in 230v mode. **Can be installed at time of purchase.

	EXCURSION® PREMIER	EXCURSION®	MONTEREY™ PREMIER	MONTEREY™
Seating Capacity	5 Adults	5 Adults	7 Adults	7 Adults
Dimensions	7'2" x 6'5" x 33" / 218 x 196 x 84 cm	7'2" x 6'5" x 33" / 218 x 196 x 84 cm	7'3" x 6'5" x 34" / 221 x 196 x 86 cm	7'3" x 6'5" x 34" / 221 x 196 x 86 cm
Water Capacity	290 gallons / 1,098 liters	290 gallons / 1,098 liters	320 gallons / 1,211 liters	320 gallons / 1,211 liters
Dry Weight	454 lbs / 206 kg	414 lbs / 188 kg	416 lbs / 189 kg	376 lbs / 171 kg
Shape	Rectangular / Lounge	Rectangular / Lounge	Square / Non-Lounge	Square / Non-Lounge
Shell Type	Rotomolded	Rotomolded	Rotomolded	Rotomolded
Shell Color Options	Arctic White, Sand, Taupe	Sand, Taupe	Arctic White, Sand, Taupe	Sand, Taupe
Cabinet Options	Brown, Charcoal	Roto-Matching Color	Brown, Charcoal	Roto-Matching Color
Jet Count	25 jets	25 jets	22 jets	22 jets
Water Feature	Waterfall	Waterfall	Waterfall	Waterfall
Lighting System	Multi-color LED light	Multi-color LED light	Multi-color LED light	Multi-color LED light
Control System	Gecko Control System	Gecko Control System	Gecko Control System	Gecko Control System
Electrical Configuration	110v Plug-N-Play includes GFCI power cord / 230v convertible*	110v Plug-N-Play includes GFCI power cord / 230v convertible*	110v Plug-N-Play includes GFCI power cord / 230v convertible*	110v Plug-N-Play includes GFCI power cord / 230v convertible*
Heater	1KW (110v) / 4KW (230v)	1KW (110v) / 4KW (230v)	1KW (110v) / 4KW (230v)	1KW (110v) / 4KW (230v)
Jet Pump	1.5 BPH Two-Speed	1.5 BPH Two-Speed	1.5 BPH Two-Speed	1.5 BPH Two-Speed
Ozone System	Ozone Ready**	Ozone Ready**	Ozone Ready**	Ozone Ready**
Water Care Options	Available as aftermarket	Available as aftermarket	Available as aftermarket	Available as aftermarket
Filter Size	50 sq. ft.	50 sq. ft.	50 sq. ft.	50 sq. ft.
Energy Efficiency	Certified to the APSP 14 National Standard and the California Energy Commission (CEC) in accordance with California law	Certified to the APSP 14 National Standard and the California Energy Commission (CEC) in accordance with California law	Certified to the APSP 14 National Standard and the California Energy Commission (CEC) in accordance with California law	Certified to the APSP 14 National Standard and the California Energy Commission (CEC) in accordance with California law
Vinyl Cover	2.5" to 4.0" tapered, 1lb. density foam core	2.5" to 4.0" tapered, 1lb. density foam core	2.5" to 4.0" tapered, 1lb. density foam core	2.5" to 4.0" tapered, 1lb. density foam core
Cover Color Options	Chestnut, Slate	Chestnut, Slate	Chestnut, Slate	Chestnut, Slate
Accessories	Cover Lifter; The Cool Step™; Steps; Wi-Fi Kit; Built-In Ice Bucket (Included)	Cover Lifter; The Cool Step™; Steps; Wi-Fi Kit; Built-In Ice Bucket (Included)	Cover Lifter; The Cool Step™; Steps; Wi-Fi Kit; Built-In Ice Bucket (Included)	Cover Lifter; The Cool Step™; Steps; Wi-Fi Kit; Built-In Ice Bucket (Included)
Warranty	5-Year Structure; 5-Year Shell/Surface; 2-Year Synthetic Wood Cabinet; 1-Year Equipment & Labor; 1-Year No Leak Plumbing & Labor	5-Year Structure; 5-Year Shell/Surface; 1-Year Equipment & Labor; 1-Year No Leak Plumbing & Labor	5-Year Structure; 5-Year Shell/Surface; 2-Year Synthetic Wood Cabinet; 1-Year Equipment & Labor; 1-Year No Leak Plumbing & Labor	5-Year Structure; 5-Year Shell/Surface; 1-Year Equipment & Labor; 1-Year No Leak Plumbing & Labor

All Spas can be converted to 230 volts. *GFCI protected sub-panel required in 230v mode. **Can be installed at time of purchase.

BUILDING QUALITY SPAS SINCE 1977.

Over 1.5 million hot tubs and counting.

A hot tub is so much more than just warm water and jets. It's a great way to spend time together, unwind, and relieve tension. Let us help you escape from the aches and pains of the day-to-day grind.

Choosing a Freeflow® spa comes with the peace of mind that you are purchasing from Watkins Wellness, global hot tub leader with more than one million hot tubs built. The unmatched experience of Watkins Wellness means unsurpassed quality and workmanship, along with long-term reliability for you and your family.

Watkins Wellness is part of Masco Corporation, a Fortune 500 company whose family of quality home products includes Delta® faucets, Behr® paint and KraftMaid® cabinets.



freeflowspas.com
facebook.com/freeflowspas
instagram.com/freeflowspas



© 2022 Watkins Wellness. 1280 Park Center Drive, Vista, California 92081. Specifications, colors and surface materials are subject to change without notice. Not all features are available on all products. Printed in USA. Freeflow, Plug-In to the Joys of Hot Tubbing, Azure, Cascina, Excursion, Mini, Monterey, Tristar are trademarks of Watkins Manufacturing Corporation. All 230v models must be installed by a licensed electrician in accordance with local codes.

PN 63007 Rev. F